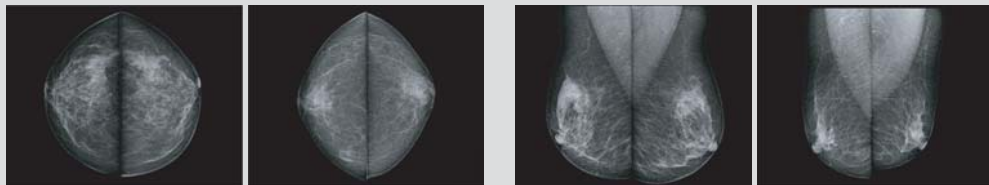


# Mammography system

Designed for Easy Operation, Built for High Performance

icanview  
**MX-600**

**GENORAY**  
www.genoray.com



Left & Right CC of Breasts

Left & Right MLO of Breasts

GENORAY CO.,Ltd. has been trying to be the first to help all women in the world overcome breast cancer for early diagnosis by providing supreme image diagnostic device.

**Only Genoray!**

- Total care Service for customer satisfaction.
- Ceaseless challenge and passion based on the technology.
- Partner to be with you for better future.

Prominent Technology  
in Mammography !



icanview  
**MX-600**

# Mammography system

Designed for Easy Operation, Built for High Performance

Top Digital X-Ray Manufacturer

[www.genoray.com](http://www.genoray.com)

#512 Byucksan Technopia 434-6, Sangdaewon 1-Dong, Jungwon-Gu,  
Seongnam-City, Gyeonggi-Do, Korea  
FAX +82-31-737-8025 genoray@genoray.com

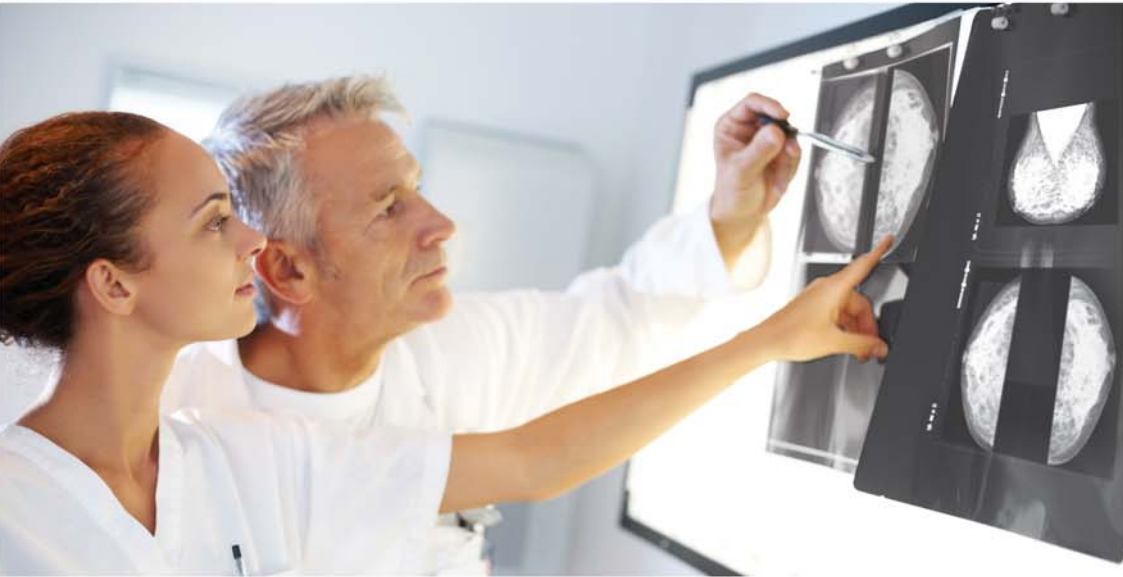
Call Center +82-31-627-3900

Customer Service +82-31-740-4100

※ The specifications & Dimensions above can be changed without notice. The color of machine can be differed by printing condition.



# Designed for Easy Operation, Built for High Performance



Mammography System

Breasts Screening on Early Stage  
with Low Radiation and Expanded SID

Higher Contrast,  
Higher Resolution,  
Brilliant Images  
Easy Operation

- ASP(Auto Standard Positioning)
- 650mm SID
- 7 Inches LCD Touch Panel
- 19 Steps Density Control
- 2 Precise Collimation Formats
- 100mA High-Definition Inverter
- Full AEC Mode(Auto kV)
- Automatic Collimation
- High Performance Dual Focus System
- Highly Sensitive Fiber Grid Bucky Device
- Auto Release Compression After Exposure

## icanview MX-600

MX-600 is a high performance mammography system with economic feasibility that has been loved by many hospitals and clinics, worldwide.



### ASP(Auto Standard Positioning)

It provides convenient imagery filming by processing so-called 'standard picturing', which films automatically up-down and in-out section in order.

### Automatic Collimation

A fully automatic collimation prevents malfunctioning and makes operation easier.

### SID 650mm

It provides convenient positioning for patient with expanded free space.

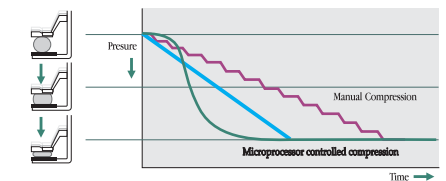
### 7 Inches LCD Touch Panel

It helps to operate device easily with GUI touch panel.

### 100mA High-Definition Inverter

A generator of high-definition inverter type provides stable high-definition image by exposing low radiation.

### Smart Compression System by Smart Microprocessor



It has a function to have compression set before taking an X-ray and grants automatic compression method which is able to minimize patient's pain within the limit of preset compression.